

Signify Classified - Internal
Cooper Lighting Solutions Photometric Lab
1121 Highway 74 South
Peachtree City, GA 30269



Scaled data based on original data using
LM-79-08 Approved Method: Electrical and Photometric Measurements of Solid-
State Lighting Products

Test Report Prepared for
Cooper Lighting Solutions
(formerly Eaton)

Brand: McGRAW-EDISON

Report Number: P437775

Luminaire Tested: **ISC-SA1E-830-U-T4FT-HSS**

Issue Date: 12/9/2020

Test Information

Test Method: LM-79-08
Report Number: P437775
TEST IS SCALED FROM IESNA LM-79-08 TEST DATA (G3-2011-074-11)
Test Lab: INNOVATION CENTER
Issue Date: 12/9/2020
Manufacturer: COOPER LIGHTING SOLUTIONS (FORMERLY EATON)
Product Line: McGRAW-EDISON
Catalog Number: ISC-SA1E-830-U-T4FT-HSS
Description: IMPACT ELITE LED CYLINDER LUMINAIRE
(1) 80 CRI, 3000K, 1050mA LIGHTSQUARE WITH 16 LEDS AND TYPE IV FORWARD
THROW OPTICS WITH HOUSE SIDE SHIELD
Light Source: -
Ballast/Driver: ELECTRONIC DRIVER

Summary

Lumens per Lamp: N/A
Luminaire Lumens: 4050 lumens
Efficiency: N/A
Efficacy: 69.6 lumens/watt
Luminous Opening: Rectangular (W 0.5' x L: 0.5' x H: 0')
IES Classification: Type IV - Short
BUG Rating: B1 - U0 - G2

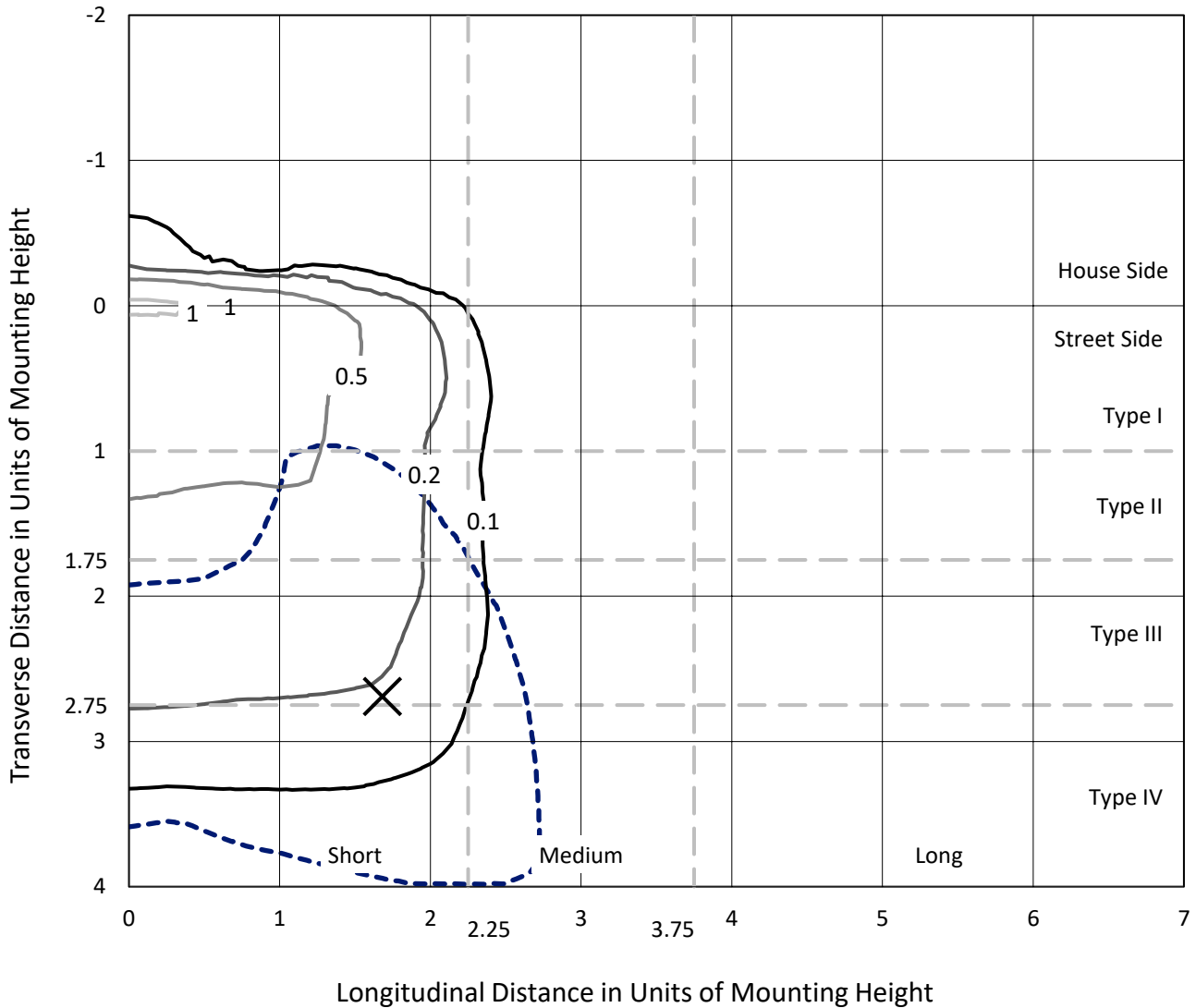
Input Watts (W): 58.2
Input Voltage (V): NR
Input Current (Ain): NR
Voltage Rise (V): NR
Power Factor: NR
Total Harmonic Distortion (THDi): NR
Frequency (hertz): 60
Stabilization Time: NR
Operation Time: NR
Ambient Temperature (°C): NR
Test Distance: 28.75 FT



REPORT NUMBER: P437775
 CATALOG NUMBER: ISC-SA1E-830-U-T4FT-HSS

Iso-Footcandle Lines of Horizontal Illumination

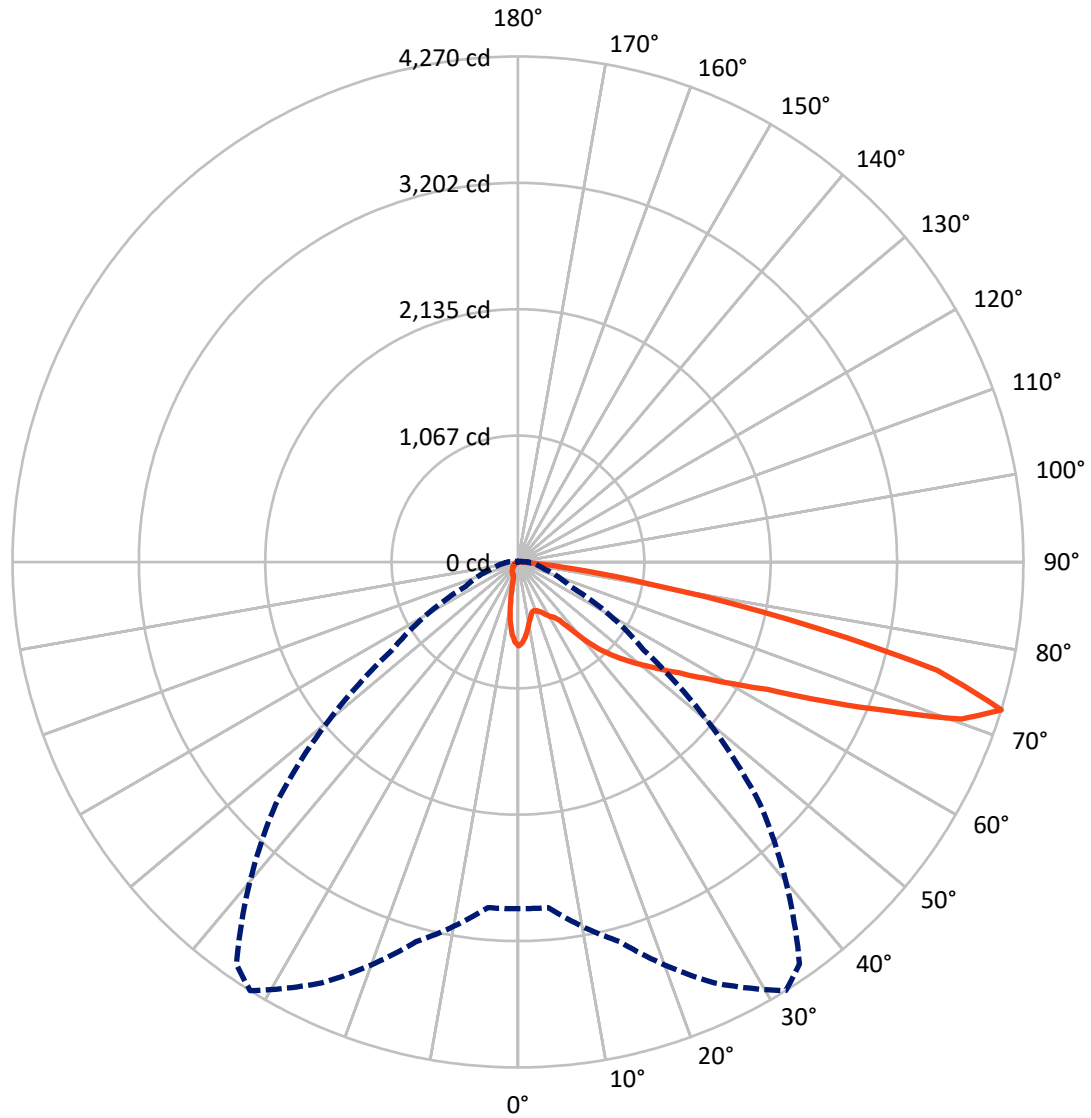
✕ Max cd
 - - - 1/2 Max cd



Based on 25 foot mounting height. Maximum calculated value = 1.1 fc
 Type IV - Short - N/A

REPORT NUMBER: P437775
CATALOG NUMBER: ISC-SA1E-830-U-T4FT-HSS

Luminous Intensity Polar Plot



— Vertical Plane Through 32-Deg Lateral - - - Horizontal Cone Through 72.5-Deg Vertical

REPORT NUMBER: P437775

CATALOG NUMBER: ISC-SA1E-830-U-T4FT-HSS

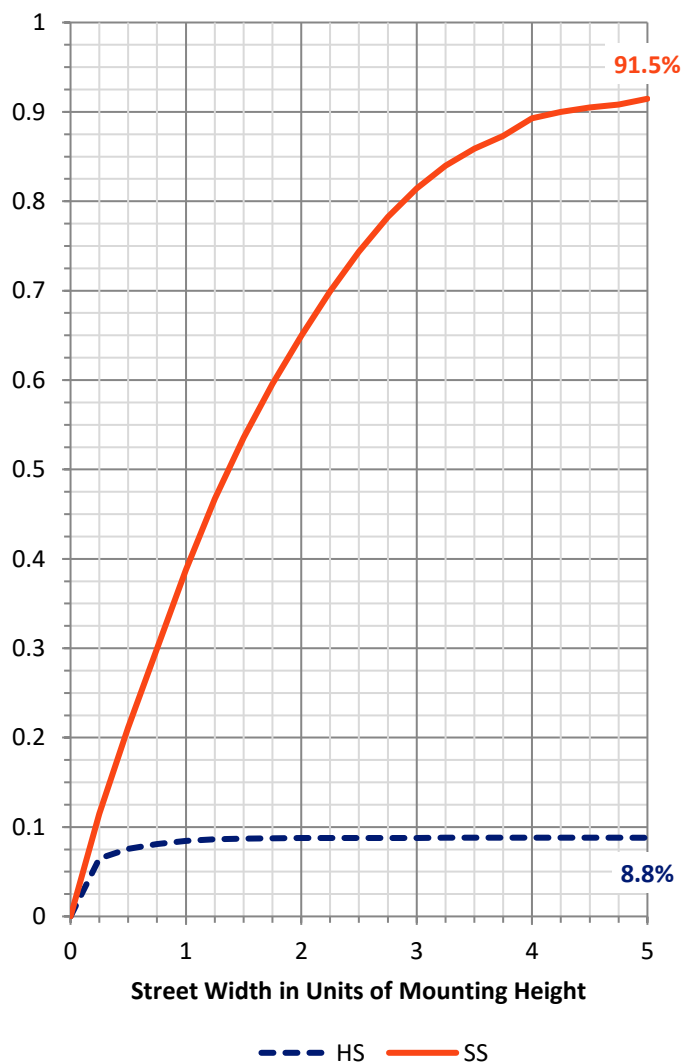
FLUX DISTRIBUTION:

		Downward	Upward	Total
House Side	Lumens	358.5	0.0	358.5
	% Fixture	8.9	0.0	8.9
Street Side	Lumens	3691.5	0.0	3691.5
	% Fixture	91.1	0.0	91.1
Total	Lumens	4050.0	0.0	4050.0
	% Fixture	100.0	0.0	100.0

ZONAL LUMENS:

Zone	Lumens	% Fixture
0°-10°	58.9	1.5
10°-20°	128.0	3.2
20°-30°	193.7	4.8
30°-40°	312.2	7.7
40°-50°	552.9	13.7
50°-60°	846.9	20.9
60°-70°	1133.0	28.0
70°-80°	782.2	19.3
80°-90°	42.4	1.0
90°-100°	0.0	0.0
100°-110°	0.0	0.0
110°-120°	0.0	0.0
120°-130°	0.0	0.0
130°-140°	0.0	0.0
140°-150°	0.0	0.0
150°-160°	0.0	0.0
160°-170°	0.0	0.0
170°-180°	0.0	0.0
0°-90°	4050.0	100.0
0°-180°	4050.0	100.0

Coefficient of Utilization

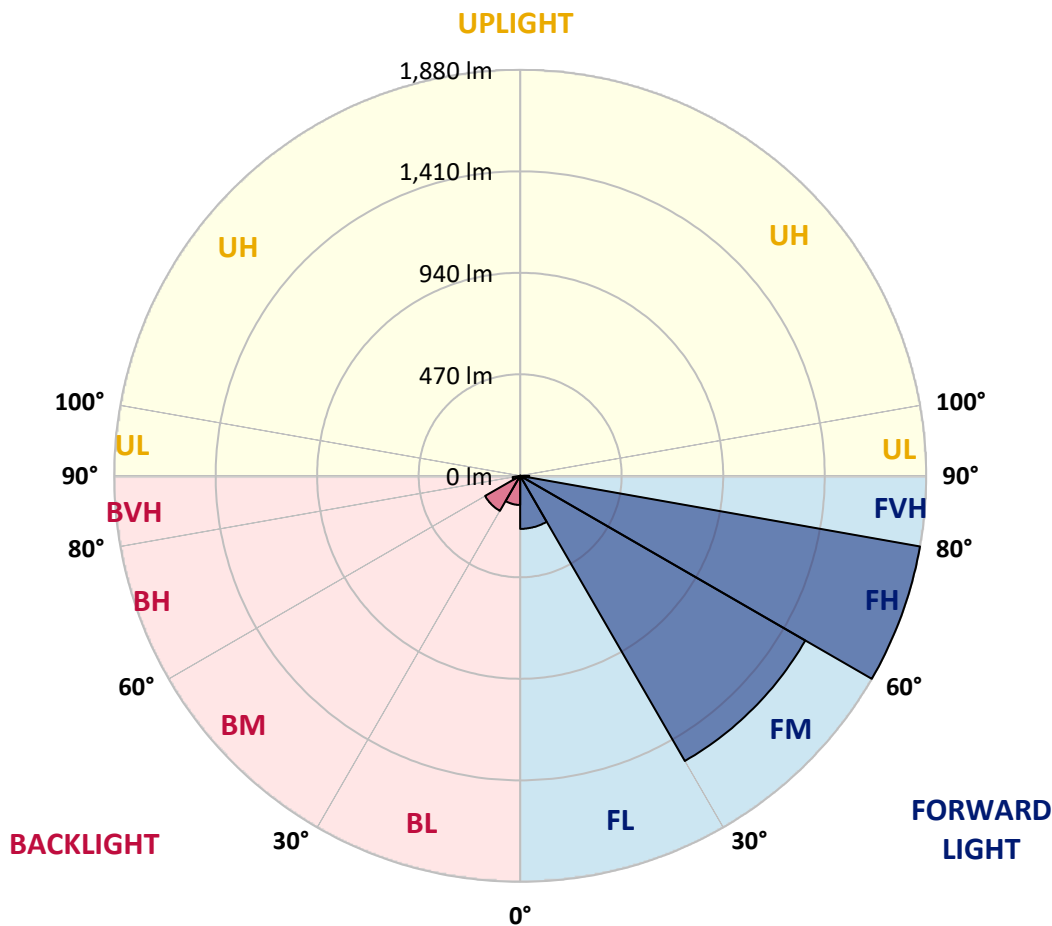


REPORT NUMBER: P437775
 CATALOG NUMBER: ISC-SA1E-830-U-T4FT-HSS

LUMINAIRE CLASSIFICATION SYSTEM LUMEN TABLE AND BUG RATING:

Zone	Lumens	% Fixture	Zone Rating/Lumen Limit		
			B	U	G
FL (0°-30°)	245.6	6.1			
FM (30°-60°)	1524.6	37.6			
FH (60°-80°)	1879.6	46.4			G2/5000
FVH (80°-90°)	41.8	1.0			G1/100
BL (0°-30°)	135.0	3.3	B1/500		
BM (30°-60°)	187.4	4.6	B0/220		
BH (60°-80°)	35.6	0.9	B0/110		G0/110
BVH (80°-90°)	0.5	0.0			G0/10
UL (90°-100°)	0.0	0.0		U0/0	
UH (100°-180°)	0.0	0.0		U0/0	

BUG Rating: B1-U0-G2
 Type IV Short





REPORT NUMBER: P437775

CATALOG NUMBER: ISC-SA1E-830-U-T4FT-HSS

CANDELA DISTRIBUTION (FULL):

	0°	5°	15°	25°	32°	35°	45°	55°	65°	75°	85°
0°	709.6	709.6	709.6	709.6	709.6	709.6	709.6	709.6	709.6	709.6	709.6
2.5°	682.9	682.9	685.0	687.0	687.0	693.2	701.4	703.4	709.6	713.7	715.7
5°	611.1	619.3	619.3	629.6	637.8	646.0	666.5	678.8	699.3	713.7	717.8
7.5°	545.5	547.6	553.7	566.0	582.4	588.6	615.2	650.1	689.1	713.7	723.9
10°	479.9	481.9	486.0	504.5	520.9	535.2	572.2	615.2	670.6	713.7	732.1
12.5°	432.7	432.7	436.8	457.3	475.8	490.1	531.1	586.5	652.1	715.7	744.4
15°	416.3	416.3	414.3	424.5	440.9	453.2	500.4	561.9	635.7	719.8	756.7
17.5°	424.5	424.5	416.3	418.4	432.7	440.9	481.9	543.5	627.5	728.0	777.2
20°	440.9	440.9	424.5	424.5	438.9	445.0	479.9	533.2	623.4	742.4	806.0
22.5°	459.4	461.4	438.9	438.9	453.2	459.4	492.2	539.4	629.6	760.8	834.7
25°	490.1	490.1	461.4	461.4	473.7	484.0	514.7	557.8	637.8	783.4	879.8
27.5°	533.2	531.1	494.2	484.0	502.4	510.6	545.5	580.4	646.0	810.1	920.8
30°	584.5	574.2	537.3	516.8	533.2	539.4	574.2	611.1	670.6	849.0	984.4
32.5°	639.8	643.9	584.5	547.6	555.8	564.0	609.1	658.3	711.6	900.3	1070.5
35°	748.5	748.5	687.0	617.3	602.9	607.0	656.2	719.8	762.9	986.4	1168.9
37.5°	883.9	888.0	830.6	756.7	711.6	693.2	728.0	793.6	836.7	1095.1	1277.6
40°	1031.5	1025.4	965.9	898.2	861.3	838.8	820.3	898.2	937.2	1212.0	1386.3
42.5°	1154.6	1142.3	1062.3	1027.4	1004.9	976.2	939.3	1029.5	1066.4	1359.7	1511.4
45°	1234.6	1224.3	1144.3	1134.1	1125.9	1109.5	1117.7	1187.4	1222.3	1529.9	1642.7
47.5°	1296.1	1281.7	1214.1	1228.4	1244.8	1261.2	1333.0	1384.3	1376.1	1685.7	1749.3
50°	1380.2	1359.7	1296.1	1324.8	1367.9	1400.7	1564.7	1579.1	1515.5	1819.0	1845.7
52.5°	1431.4	1406.8	1390.4	1437.6	1501.2	1542.2	1819.0	1763.7	1626.3	1915.4	1921.6
55°	1474.5	1472.4	1501.2	1562.7	1655.0	1706.2	2028.2	1921.6	1698.0	2013.9	1962.6
57.5°	1605.7	1597.5	1646.8	1696.0	1849.8	1935.9	2253.8	2036.4	1749.3	2067.2	1940.0
60°	1792.4	1796.5	1798.5	1888.8	2085.6	2204.6	2432.2	2132.8	1788.3	2075.4	1874.4
62.5°	2083.6	2112.3	2063.1	2132.8	2370.7	2520.4	2604.5	2202.5	1776.0	2015.9	1708.3
65°	2506.0	2495.8	2426.1	2504.0	2821.9	2914.1	2782.9	2223.0	1704.2	1810.8	1396.6
67.5°	2936.7	2940.8	2908.0	3031.0	3340.7	3324.3	2983.9	2153.3	1519.6	1367.9	875.7
70°	3217.7	3223.8	3305.8	3638.1	3974.4	3861.6	3147.9	1907.2	1070.5	652.1	332.2
72.5°	2928.5	2930.5	3320.2	3923.1	4269.7	4146.6	2893.6	1296.1	488.1	231.7	116.9
75°	1853.9	1761.6	2467.1	3326.3	3656.5	3535.5	2063.1	605.0	215.3	116.9	49.2
77.5°	646.0	656.2	1004.9	1915.4	2335.8	2385.0	1060.2	198.9	118.9	80.0	26.7
80°	129.2	145.6	297.4	705.5	1107.4	1150.5	383.5	96.4	77.9	61.5	14.4
82.5°	8.2	10.3	88.2	293.3	453.2	430.7	75.9	49.2	53.3	43.1	8.2
85°	0.0	0.0	6.2	49.2	82.0	61.5	8.2	12.3	22.6	24.6	4.1
87.5°	0.0	0.0	0.0	0.0	0.0	0.0	0.0	0.0	0.0	2.1	0.0
90°	0.0	0.0	0.0	0.0	0.0	0.0	0.0	0.0	0.0	0.0	0.0



REPORT NUMBER: P437775
 CATALOG NUMBER: ISC-SA1E-830-U-T4FT-HSS

CANDELA DISTRIBUTION (continued):

	90°	95°	105°	115°	125°	135°	145°	155°	165°	175°	180°
0°	709.6	709.6	709.6	709.6	709.6	709.6	709.6	709.6	709.6	709.6	709.6
2.5°	715.7	715.7	705.5	701.4	695.2	687.0	678.8	674.7	666.5	668.5	668.5
5°	717.8	713.7	701.4	682.9	662.4	641.9	617.3	600.9	582.4	586.5	584.5
7.5°	721.9	719.8	691.1	658.3	621.4	576.3	533.2	496.3	463.5	455.3	449.1
10°	730.1	723.9	682.9	629.6	555.8	481.9	408.1	344.5	317.9	289.2	283.0
12.5°	738.3	728.0	668.5	588.6	475.8	367.1	270.7	213.3	178.4	168.2	164.1
15°	750.6	734.2	650.1	531.1	381.4	248.1	170.2	139.5	133.3	131.2	131.2
17.5°	767.0	738.3	631.6	465.5	281.0	160.0	125.1	125.1	127.1	129.2	129.2
20°	791.6	748.5	605.0	385.5	188.7	121.0	118.9	121.0	123.0	125.1	125.1
22.5°	818.3	764.9	574.2	301.5	133.3	112.8	112.8	114.8	116.9	118.9	118.9
25°	849.0	777.2	533.2	215.3	110.7	106.6	106.6	108.7	110.7	112.8	112.8
27.5°	881.8	791.6	477.8	147.7	100.5	100.5	102.5	104.6	106.6	106.6	108.7
30°	931.0	814.2	420.4	108.7	92.3	92.3	96.4	100.5	102.5	102.5	104.6
32.5°	994.6	832.6	342.5	92.3	86.1	84.1	88.2	94.3	98.4	100.5	100.5
35°	1064.3	859.3	256.3	84.1	80.0	77.9	80.0	86.1	94.3	98.4	98.4
37.5°	1136.1	883.9	190.7	80.0	73.8	71.8	73.8	77.9	86.1	94.3	96.4
40°	1207.9	888.0	137.4	73.8	69.7	67.7	67.7	71.8	80.0	88.2	90.2
42.5°	1281.7	904.4	104.6	69.7	63.6	63.6	63.6	65.6	71.8	77.9	80.0
45°	1365.8	914.6	84.1	63.6	59.5	59.5	59.5	59.5	63.6	65.6	65.6
47.5°	1437.6	900.3	67.7	57.4	55.4	55.4	55.4	53.3	53.3	51.3	51.3
50°	1488.9	867.5	55.4	51.3	51.3	51.3	49.2	45.1	45.1	41.0	41.0
52.5°	1519.6	818.3	47.2	45.1	49.2	49.2	43.1	41.0	36.9	32.8	30.8
55°	1517.6	736.2	41.0	39.0	43.1	43.1	36.9	32.8	28.7	24.6	24.6
57.5°	1458.1	646.0	36.9	32.8	36.9	34.9	30.8	24.6	20.5	16.4	16.4
60°	1365.8	549.6	32.8	26.7	28.7	26.7	24.6	18.5	14.4	10.3	10.3
62.5°	1240.7	459.4	26.7	22.6	20.5	20.5	18.5	14.4	8.2	6.2	6.2
65°	1002.8	340.4	20.5	16.4	14.4	16.4	12.3	8.2	4.1	2.1	2.1
67.5°	619.3	194.8	16.4	12.3	10.3	12.3	8.2	6.2	2.1	0.0	0.0
70°	244.0	84.1	12.3	8.2	8.2	8.2	6.2	4.1	0.0	0.0	0.0
72.5°	84.1	36.9	10.3	6.2	6.2	4.1	4.1	2.1	0.0	0.0	0.0
75°	36.9	22.6	8.2	6.2	4.1	4.1	2.1	2.1	0.0	0.0	0.0
77.5°	20.5	14.4	6.2	4.1	4.1	2.1	2.1	2.1	0.0	0.0	0.0
80°	12.3	8.2	4.1	4.1	4.1	2.1	2.1	2.1	0.0	0.0	0.0
82.5°	8.2	4.1	2.1	2.1	2.1	2.1	2.1	2.1	0.0	0.0	0.0
85°	4.1	2.1	0.0	2.1	0.0	0.0	0.0	0.0	0.0	0.0	0.0
87.5°	0.0	0.0	0.0	0.0	0.0	0.0	0.0	0.0	0.0	0.0	0.0
90°	0.0	0.0	0.0	0.0	0.0	0.0	0.0	0.0	0.0	0.0	0.0

Cooper Lighting Solutions Photometric Lab
1121 Highway 74 South
Peachtree City, GA 30269



LM-79-2019: Approved Method: Electrical and Photometric Measurements of Solid-State Lighting Products

Report Prepared for

Cooper Lighting Solutions

MCGRAW EDISON

Report Number: SP1-2408-195-9

Test Date: 08/07/2024

Luminaire Tested: GALN-SB1A-830-U-5WQ

Data in this report applies to families of products including GALN-SB1A-830-U-5WQ.

Test Information

Test Method: LM-79-2019
 Report Number: SP1-2408-195-9
 Test Lab: COOPER LIGHTING SOLUTIONS
 Photometer: SP1 - 76IN SPHERE
 Measurement Geometry: 4π
 Issue Date: 08/07/2024
 Manufacturer: COOPER LIGHTING SOLUTIONS
 Product Line: MCGRAW EDISON
 Catalog Number: **GALN-SB1A-830-U-5WQ**
 Description: GALLEON AREA AND ROADWAY LUMINAIRE. (1) 80 CRI, 3000K, 350MA HIGH DENSITY LIGHTSQUARE WITH 26 LEDS AND TYPE V WIDE OPTICS

Spectral Parameters

CCT (K): 3050
 CIE u': 0.2476
 CIE v': 0.5251
 Duv: 0.0034
 CIE x: 0.4383
 CIE y: 0.4131
 CIE z: 0.1487
 Peak Wavelength (nm): 603
 Dominant Wavelength (nm): 581
 Purity: 55.55201
 Rf: 81.5
 Rg: 99.2

CRI (Ra):	81.0		
R1:	79.6	R9:	7.1
R2:	85.6	R10:	67.0
R3:	92.0	R11:	82.7
R4:	82.6	R12:	63.2
R5:	78.9	R13:	80.3
R6:	81.7	R14:	95.0
R7:	85.2	R15:	71.7
R8:	62.0		



Test Conditions
 Stabilization Time: 20M
 Operation Time: 1H 20M
 Sphere Temperature (°C): 24.2

REPORT NUMBER: SP1-2408-195-9

Measurement and Test Equipment			
Instrument	Identification Number	Calibration Date	Calibration Due Date
Photometer	IN0058	6/18/2024	12/18/2024
Power Meter	INXT2011004	2/8/2024	2/8/2025
AC Power Source	IN0063	10/24/2023	10/24/2024
DC Power Source	IN0208	10/24/2023	10/24/2024
Sphere Thermometer	IN0085	10/24/2023	10/24/2024
Room Thermometer	IN0046	10/24/2023	10/24/2024

REPORT NUMBER: SP1-2408-195-9

CIE 1931 Chromaticity Diagram



CIE 1931 Chromaticity Diagram with 2017 ANSI 7-Step and 4-Step Quadrangles



Point lies inside the ANSI 3000K 4-step quadrangle

REPORT NUMBER: SP1-2408-195-9

Photopic Flux vs. Wavelength



Photopic Lumens: NR

λ (nm)	Power W [^] /nm	Lumens (ϕ /nm)	λ (nm)	Power W [^] /nm	Lumens (ϕ /nm)	λ (nm)	Power W [^] /nm	Lumens (ϕ /nm)	λ (nm)	Power W [^] /nm	Lumens (ϕ /nm)	λ (nm)	Power W [^] /nm	Lumens (ϕ /nm)
360	0	NR	490	168	NR	620	940	NR	750	35	NR	880	1	NR
365	0	NR	495	233	NR	625	897	NR	755	30	NR	885	1	NR
370	0	NR	500	300	NR	630	847	NR	760	26	NR	890	1	NR
375	0	NR	505	372	NR	635	790	NR	765	22	NR	895	1	NR
380	0	NR	510	430	NR	640	730	NR	770	19	NR	900	1	NR
385	0	NR	515	483	NR	645	668	NR	775	16	NR	905	1	NR
390	0	NR	520	524	NR	650	605	NR	780	14	NR	910	0	NR
395	2	NR	525	555	NR	655	545	NR	785	12	NR	915	0	NR
400	4	NR	530	581	NR	660	485	NR	790	10	NR	920	0	NR
405	7	NR	535	604	NR	665	430	NR	795	9	NR	925	0	NR
410	17	NR	540	623	NR	670	378	NR	800	8	NR	930	0	NR
415	34	NR	545	645	NR	675	331	NR	805	7	NR	935	0	NR
420	68	NR	550	667	NR	680	290	NR	810	6	NR	940	0	NR
425	128	NR	555	693	NR	685	251	NR	815	5	NR	945	0	NR
430	214	NR	560	719	NR	690	218	NR	820	4	NR	950	0	NR
435	339	NR	565	754	NR	695	188	NR	825	4	NR	955	0	NR
440	507	NR	570	791	NR	700	162	NR	830	3	NR	960	0	NR
445	573	NR	575	830	NR	705	139	NR	835	3	NR	965	0	NR
450	356	NR	580	873	NR	710	119	NR	840	3	NR	970	0	NR
455	217	NR	585	913	NR	715	102	NR	845	2	NR	975	0	NR
460	168	NR	590	948	NR	720	88	NR	850	2	NR	980	0	NR
465	113	NR	595	974	NR	725	76	NR	855	2	NR	985	0	NR
470	85	NR	600	994	NR	730	65	NR	860	1	NR	990	0	NR
475	85	NR	605	998	NR	735	55	NR	865	1	NR	995	0	NR
480	94	NR	610	994	NR	740	47	NR	870	1	NR	1000	0	NR
485	120	NR	615	973	NR	745	41	NR	875	1	NR			

REPORT NUMBER: SP1-2408-195-9

Scotopic Flux vs. Wavelength



Scotopic Lumens: NR

S/P: 1.27

λ (nm)	Power W [^] /nm	Lumens (ϕ /nm)	λ (nm)	Power W [^] /nm	Lumens (ϕ /nm)	λ (nm)	Power W [^] /nm	Lumens (ϕ /nm)	λ (nm)	Power W [^] /nm	Lumens (ϕ /nm)	λ (nm)	Power W [^] /nm	Lumens (ϕ /nm)
360	0	NR	490	168	NR	620	940	NR	750	35	NR	880	1	NR
365	0	NR	495	233	NR	625	897	NR	755	30	NR	885	1	NR
370	0	NR	500	300	NR	630	847	NR	760	26	NR	890	1	NR
375	0	NR	505	372	NR	635	790	NR	765	22	NR	895	1	NR
380	0	NR	510	430	NR	640	730	NR	770	19	NR	900	1	NR
385	0	NR	515	483	NR	645	668	NR	775	16	NR	905	1	NR
390	0	NR	520	524	NR	650	605	NR	780	14	NR	910	0	NR
395	2	NR	525	555	NR	655	545	NR	785	12	NR	915	0	NR
400	4	NR	530	581	NR	660	485	NR	790	10	NR	920	0	NR
405	7	NR	535	604	NR	665	430	NR	795	9	NR	925	0	NR
410	17	NR	540	623	NR	670	378	NR	800	8	NR	930	0	NR
415	34	NR	545	645	NR	675	331	NR	805	7	NR	935	0	NR
420	68	NR	550	667	NR	680	290	NR	810	6	NR	940	0	NR
425	128	NR	555	693	NR	685	251	NR	815	5	NR	945	0	NR
430	214	NR	560	719	NR	690	218	NR	820	4	NR	950	0	NR
435	339	NR	565	754	NR	695	188	NR	825	4	NR	955	0	NR
440	507	NR	570	791	NR	700	162	NR	830	3	NR	960	0	NR
445	573	NR	575	830	NR	705	139	NR	835	3	NR	965	0	NR
450	356	NR	580	873	NR	710	119	NR	840	3	NR	970	0	NR
455	217	NR	585	913	NR	715	102	NR	845	2	NR	975	0	NR
460	168	NR	590	948	NR	720	88	NR	850	2	NR	980	0	NR
465	113	NR	595	974	NR	725	76	NR	855	2	NR	985	0	NR
470	85	NR	600	994	NR	730	65	NR	860	1	NR	990	0	NR
475	85	NR	605	998	NR	735	55	NR	865	1	NR	995	0	NR
480	94	NR	610	994	NR	740	47	NR	870	1	NR	1000	0	NR
485	120	NR	615	973	NR	745	41	NR	875	1	NR			

REPORT NUMBER: SP1-2408-195-9

Melanopic Flux vs. Wavelength



Melanopic Lumens: NR

M/P: 2.32

λ (nm)	Power W [^] /nm	Lumens (φ/nm)	λ (nm)	Power W [^] /nm	Lumens (φ/nm)	λ (nm)	Power W [^] /nm	Lumens (φ/nm)	λ (nm)	Power W [^] /nm	Lumens (φ/nm)	λ (nm)	Power W [^] /nm	Lumens (φ/nm)
360	0	NR	490	168	NR	620	940	NR	750	35	NR	880	1	NR
365	0	NR	495	233	NR	625	897	NR	755	30	NR	885	1	NR
370	0	NR	500	300	NR	630	847	NR	760	26	NR	890	1	NR
375	0	NR	505	372	NR	635	790	NR	765	22	NR	895	1	NR
380	0	NR	510	430	NR	640	730	NR	770	19	NR	900	1	NR
385	0	NR	515	483	NR	645	668	NR	775	16	NR	905	1	NR
390	0	NR	520	524	NR	650	605	NR	780	14	NR	910	0	NR
395	2	NR	525	555	NR	655	545	NR	785	12	NR	915	0	NR
400	4	NR	530	581	NR	660	485	NR	790	10	NR	920	0	NR
405	7	NR	535	604	NR	665	430	NR	795	9	NR	925	0	NR
410	17	NR	540	623	NR	670	378	NR	800	8	NR	930	0	NR
415	34	NR	545	645	NR	675	331	NR	805	7	NR	935	0	NR
420	68	NR	550	667	NR	680	290	NR	810	6	NR	940	0	NR
425	128	NR	555	693	NR	685	251	NR	815	5	NR	945	0	NR
430	214	NR	560	719	NR	690	218	NR	820	4	NR	950	0	NR
435	339	NR	565	754	NR	695	188	NR	825	4	NR	955	0	NR
440	507	NR	570	791	NR	700	162	NR	830	3	NR	960	0	NR
445	573	NR	575	830	NR	705	139	NR	835	3	NR	965	0	NR
450	356	NR	580	873	NR	710	119	NR	840	3	NR	970	0	NR
455	217	NR	585	913	NR	715	102	NR	845	2	NR	975	0	NR
460	168	NR	590	948	NR	720	88	NR	850	2	NR	980	0	NR
465	113	NR	595	974	NR	725	76	NR	855	2	NR	985	0	NR
470	85	NR	600	994	NR	730	65	NR	860	1	NR	990	0	NR
475	85	NR	605	998	NR	735	55	NR	865	1	NR	995	0	NR
480	94	NR	610	994	NR	740	47	NR	870	1	NR	1000	0	NR
485	120	NR	615	973	NR	745	41	NR	875	1	NR			

Summary

$R_f = 81.5$
 $R_g = 99.2$
 $CIE R_a = 81.0$
 $R_9 = 7.1$



Color Vector Graphics



Individual Sample Fidelity Index ($R_{f,i}$)

CES01 = 86	CES26 = 74	CES51 = 89	CES76 = 70
CES02 = 63	CES27 = 88	CES52 = 92	CES77 = 86
CES03 = 31	CES28 = 89	CES53 = 81	CES78 = 72
CES04 = 70	CES29 = 67	CES54 = 87	CES79 = 90
CES05 = 50	CES30 = 68	CES55 = 85	CES80 = 88
CES06 = 51	CES31 = 71	CES56 = 78	CES81 = 78
CES07 = 42	CES32 = 70	CES57 = 76	CES82 = 95
CES08 = 41	CES33 = 71	CES58 = 78	CES83 = 90
CES09 = 29	CES34 = 82	CES59 = 92	CES84 = 94
CES10 = 76	CES35 = 90	CES60 = 95	CES85 = 86
CES11 = 59	CES36 = 93	CES61 = 93	CES86 = 72
CES12 = 65	CES37 = 87	CES62 = 83	CES87 = 85
CES13 = 43	CES38 = 75	CES63 = 77	CES88 = 83
CES14 = 74	CES39 = 94	CES64 = 83	CES89 = 75
CES15 = 71	CES40 = 89	CES65 = 77	CES90 = 81
CES16 = 47	CES41 = 85	CES66 = 80	CES91 = 96
CES17 = 50	CES42 = 86	CES67 = 79	CES92 = 73
CES18 = 56	CES43 = 81	CES68 = 84	CES93 = 84
CES19 = 72	CES44 = 99	CES69 = 91	CES94 = 64
CES20 = 66	CES45 = 87	CES70 = 78	CES95 = 80
CES21 = 87	CES46 = 82	CES71 = 76	CES96 = 84
CES22 = 79	CES47 = 77	CES72 = 92	CES97 = 87
CES23 = 92	CES48 = 71	CES73 = 71	CES98 = 81
CES24 = 91	CES49 = 81	CES74 = 93	CES99 = 74
CES25 = 72	CES50 = 89	CES75 = 74	



Color Rendition by Hue-Angle Bin



Measure Comparisons



(END OF REPORT)